

PMSCDSR/ANNUAL REPORT/2016




PMS COLLEGE
OF
DENTAL SCIENCE & RESEARCH

Our College always try to bring the students of marginalised and deprived social strata into the mainstream of higher education.

Analysis Percentage of seats filled against seats reserved for various categories as per applicable reservation policy during the last 5 years.

YEAR	GENERAL	MUSLIM	OBC	EZHAVA	OEC	SC	ST	BX	BH	TOTAL %
2016	28	36	16	17	0	3	0	0	0	72



PRINCIPAL
PMS COLLEGE OF DENTAL
SCIENCE & RESEARCH
THIRUVANANTHAPURAM-28



PRINCIPAL
PMS COLLEGE OF DENTAL
SCIENCE & RESEARCH
THIRUVANANTHAPURAM-28



PMS COLLEGE OF DENTAL SCIENCE & RESEARCH

Our College always try to bring the students of marginalised and deprived social strata into the mainstream of higher education.

Analysis Percentage of seats filled against seats reserved for various categories as per applicable reservation policy during the last 5 years.										
YEAR	GENERAL	MUSLIM	OBC	EZHAV A	OEC	SC	ST	BX	BH	TOTAL %
2017	25	0	64	3	1	5	0	1	1	75



PRINCIPAL
PMS COLLEGE OF DENTAL
SCIENCE & RESEARCH
THIRUVANANTHAPURAM-28






PMS COLLEGE
OF
DENTAL SCIENCE & RESEARCH

Our College always try to bring the students of marginalised and deprived social strata into the mainstream of higher education.

Analysis Percentage of seats filled against seats reserved for various categories as per applicable reservation policy during the last 5 years.

YEA R	GENER AL	MUSLI M	OBC	EZHAV A	OEC	SC	ST	BX	BH	TOTAL %
2018	29	0	61	0	3	5	1	1	0	71



[Signature]
PRINCIPAL
PMS COLLEGE OF DENTAL
SCIENCE & RESEARCH
THIRUVANANTHAPURAM-28



[Signature]
PRINCIPAL
PMS COLLEGE OF DENTAL
SCIENCE & RESEARCH
THIRUVANANTHAPURAM-28






PMS COLLEGE OF DENTAL SCIENCE & RESEARCH

Our College always try to bring the students of marginalised and deprived social strata into the mainstream of higher education.

Analysis Percentage of seats filled against seats reserved for various categories as per applicable reservation policy during the last 5 years.

YEAR	GENERAL	MUSLIM	OBC	EZHAVA	OEC	SC	ST	BX	BH	TOTAL %
2019	23	3	55	10	0	4	1	4	0	77



PRINCIPAL
PMS COLLEGE OF DENTAL
SCIENCE & RESEARCH
THIRUVANANTHAPURAM-28



PRINCIPAL
PMS COLLEGE OF DENTAL
SCIENCE & RESEARCH
THIRUVANANTHAPURAM-28



PMS COLLEGE OF DENTAL SCIENCE & RESEARCH

Our College always try to bring the students of marginalised and deprived social strata into the mainstream of higher education.

Analysis Percentage of seats filled against seats reserved for various categories as per applicable reservation policy during the last 5 years.

YEAR	GENE RAL	MUSL IM	OBC	EZHAV A	OEC	SC	ST	BX	BH	TOTAL %
2020	19	47	14	10	2	6	1	1	0	81



PRINCIPAL
PMS COLLEGE OF DENTAL
SCIENCE & RESEARCH
THIRUVANANTHAPURAM-28



PRINCIPAL
PMS COLLEGE OF DENTAL
SCIENCE & RESEARCH
THIRUVANANTHAPURAM-28

ANNUAL REPORT FROM 2016- 2021

https://www.pmscollege.ac.in/wp-content/uploads/2022/03/ANNUAL_PLANNERS.pdf